

1.2 Designazione

1.2 Designation

1.2 Bezeichnung

WEB: Reference Designation

Maschine	Typ Connection	Size	Output Version	Mounting Version	Output Flange	Reduction ratio	IEC type and Input Shaft	Input Version	Input Shaft	Designazione Motori Designation Motors Bezeichnung Motoren	Type Shaft Diameter	Shaft Diameter	Mounting Position Output Flange	Mounting positions	Position Terminal Box
00 M	01 Tycon	02 SIZE	03 OV	03a MV	03b OF	04 IR	05 IECT	06 IV	07 IS		14 TYP5D	15 SD	16 MPOF	17 MP	19 PMT

CODE: Example of order: "WMI 40 FA 1/7.5 71B5"

W	MI	25	FA	—	—	Vedi tabella prestazioni i	—	—	80B5	Look CT 18	—	—	—	SIN	M1 M2 M3 M4 M5 M6	1 2 3 4	
		30							80B14								
		40							—								
		50							—								
		63				See performanc e tables											
		75	FB														
		90	FC														
	I	110															
		130															
		150															

00 M - Macchina

M - Maschine

M - Getriebe




W

01 TYPCON - Tipo connessione

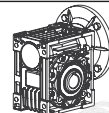
TYPCON - Type Connection

TYPCON - Typ Verbindung

WI



WMI



02 SIZE - Grandezza

SIZE - Size

SIZE - Größe

WI - WMI	25	30	40	50	63	75	90	110	130	150
	WI not available									

03
03a
03b

WI
WMI

OV - Versione Uscita

OV - Output Version

OV - Abtriebsausführung

MV - Versione Montaggio

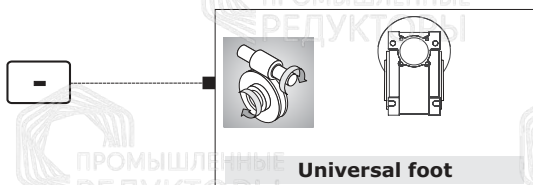
MV - Mounting Version

MV - Bauversion

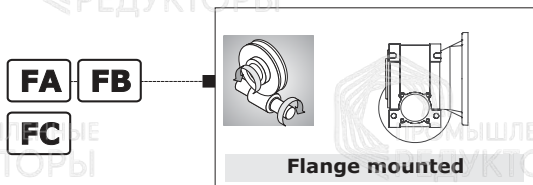
OF - Flangia Uscita

OF - Output Flange

OF - Flansche am Abtrieb



Universal foot



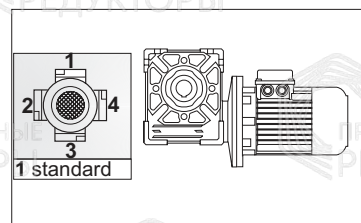
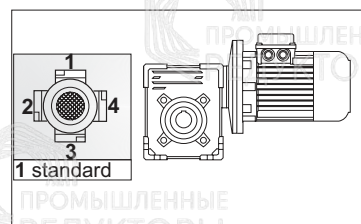
Flange mounted

FA FB FC

Elenco
versioni
Versions
Ausführungen



Il senso dell'elica è
destro
The helix is right-hande
Die Schnecke ist rechtsgängig



Posizioni della Morsetteria
Position Terminal Box
Montagposition
Klemmenkasten